



















Stratix Industrial Networks Infrastructure At-A-Glance










Hardware Features	Switching and Routing									
	1783-NATR Network Address Translation Router 	Stratix 4300 Remote Access Router 	Stratix® 2000 Unmanaged Switch 	Stratix® 2500 Lightly Managed Switch 	Stratix® 5700 Managed Switch 	Stratix® 5200 	Stratix® 5400 Managed Switch 	Stratix® 5800 Managed Switch 	Stratix® 5410 Distribution Switch 	
	Ports Per Module	2	2,5	5, 8, 10, 16, 18 port versions	5 and 8 port versions	6, 10, 18 and 20 port versions	6,10,20	8, 12, 16 and 20 port versions	10 port base switch with 8 or 16 port copper, PoE and SFP slot expansion modules	28
	Total Max Ports	2	5	Up to 18	8	20	20	20	Up to 26	28
	Fiber Ports	—	—	Up to 2	—	Up to 6 SFP Ports	Up to 2 SFP	Up to 12 SFP slots	Up to 10 SFP slots	16 SFP slots
	Copper Ports	2	Up to 5cu	Up to 16	Up to 8	6 to 18 ports	Up to 20cu	8 to 20 ports	Up to 26	12
	1G Ports	—	5	Up to 8 copper and 2 SFP slots	—	Up to 2 copper or SFP slots	Up to 20	Up to all	All	All
	100 Mbs Fiber Support	—	—	Yes	—	Yes	Up to 2	Yes	Yes	Yes
	1G Fiber Support	—	—	Yes	—	Yes	Up to 2	Yes	Yes	Yes
	10G Fiber Support	—	—	—	—	—	—	—	—	Yes
Power over Ethernet (PoE)	—	—	—	—	Up to 4 ports	—	Up to 8 ports	Up to 24 ports	Up to 12 ports, may require additional power supply	
Flash Memory	Yes (SD card)	Internal Flash	—	—	Internal Flash and SD card (optional)	Internal Flash and SD card (optional)	Internal Flash and SD card (included)	Internal Flash and SD card (optional)	Internal Flash and SD card (included)	

Power over Ethernet (PoE) provides electrical power along with data on a single Ethernet cable to end devices.

Stratix Industrial Networks Infrastructure At-A-Glance

	Switching and Routing								
Specification	1783-NATR Network Address Translation Router	Stratix 4300 Remote Access Router	Stratix® 2000 Unmanaged Switch	Stratix® 2500 Lightly Managed Switch	Stratix® 5700 Managed Switch	Stratix® 5200	Stratix® 5400 Managed Switch	Stratix® 5800 Managed Switch	Stratix® 5410 Distribution Switch
									
Operating Temperature	-25 to 70 °C	-20 to 65	-10 °C to 60 °C 1783-US5T and 1783-US8T: -40 to 70 °C 1783-US4T1F, 1783-US4T1H, 1784-US5TG, 1783-US6T2F, 1783-US6T2H, 1783-US7T1F, 1783-US7T1H, 1783-US6T2TG2F, 1783-US6T2TG2H 1783-US8TG2CG, 1783-US16T, 1783-US16T2S	-20 to 60 °C	-40 to 60 °C		-40 to 70 °C	-40 to 60 C	-40 to 60 °C
Environmental Rating	None (open-type)	IP 20	IP30	IP30	IP30	IP 30	IP30	IP30	IP30
Dimensions	131 mm H 35 mm W 104 mm D	36.4 to 46.4 mmW 146 mm H 129 mm D	115 to 135 mm H 30 to 88 mm W 68 to 106 mm D	130 mm H 38 to 46 mm W 117 mm D	130 mm H 75 to 127 mm W 117 to 128 mm D	127 mm H 65 mm to 110 mm W 111 to 130 mm D	160 mm H 150 mm W 129 mm D	153 mm H 92 to 112 mm W 152 mm D	40 mm H 440 mm W 300 mm D
Power Requirements	20.4V-27.6V DC	9 to 34V DC	24V (18-60V DC, 18-30V AC 50/60 Hz) Class 2 / SELV	12-24V DC, 0.3-2.0A	12 V/24V/48V DC Class 2 / SELV	12 to 48V DC	12V-54V DC	12V-48V DC or 12V-54V DC	24V-60V DC or 100-240V DC and 100-250V DC
More Information	1783-TD001		1783-TD001	1783-TD001	1783-TD001		1783-TD001	1783-TD001	1783-TD001

Stratix Industrial Networks Infrastructure At-A-Glance

Software Features	Switching and Routing								
	1783-NATR Network Address Translation Router	Stratix 4300 Remote Access Router	Stratix® 2000 Unmanaged Switch	Stratix® 2500 Lightly Managed Switch	Stratix® 5700 Managed Switch	Stratix® 5200	Stratix® 5400 Managed Switch	Stratix® 5800 Managed Switch	Stratix® 5410 Distribution Switch
									
	Cisco® IOS	—	—	—	Yes	Yes (IOS-XE)	Yes	Yes (IOS-XE)	Yes
	Cisco ASA and FirePOWER® technology	—	—	—	—	No	—	—	—
	Quality of Service (QoS)	Yes, on private port	—	—	Basic management for QoS	Yes*	Yes	Yes	Yes
	Layer 3 routing	—	Yes	—	—	No	Yes**	Yes**	Yes**
	DLR (Device Level Ring) Supervisor/Redundant gateway/ DHCP	Yes	—	—	—	Yes (single ring), select versions	Yes (single ring), select versions	Yes (3 rings)	—
	IGMP snooping and query	Yes	—	—	Yes	Yes	Yes	Yes	Yes
	STP/RSTP	—	—	—	Yes	Yes	Yes	Yes	Yes
SNMP support	—	—	—	Yes	Yes	Yes	Yes	Yes	
Etherchannels	—	—	—	Yes	Yes*	Yes	Yes	Yes	
REP (Resilient Ethernet Protocol)	—	—	—	—	Yes	Yes	Yes	Yes	
CIP Sync™ (IEEE 1588)	Yes, on private port	—	Yes, pass through***	Yes, pass through***	Yes**	Yes**	Yes	Yes	
Static and InterVLAN Routing	—	—	—	—	Yes*	Yes	Yes	Yes	
VLANs	—	—	—	Yes with trunking	Yes with trunking	Yes with trunking	Yes with trunking	Yes with trunking	Yes with trunking
Network Address Translation (NAT)	Yes (up to 32)	Yes	—	—	Yes**	Yes**	Yes	Yes**	Yes
Flexlinks	—	—	—	—	Yes*	No	Yes	—	Yes
PRP	—	—	—	—	—	Yes	Yes	Yes**	Yes
Port Thresholds/Storm Control	—	—	—	Yes	Yes*	Yes	Yes	Yes	Yes

* Software Option ** Select models *** CIP Sync Pass Through allows the CIP Sync data to ‘pass through’ the device however these products are not capable of operating as the Time Source Clock.

CIP SYNC (IEEE1588) is the ODVA implementation of the IEEE 1588 precision time protocol. This protocol allows very high precision clock synchronization across automation devices. CIP SYNC is an enabling technology for time-critical automation tasks such as accurate alarming for post-event diagnostics, precision motion and high precision first fault detection or sequence of events.

Cisco IOS (Internetwork Operating System) is the software operating system used on the majority of Cisco network routing and switch devices. Cisco IOS has a command line interface (CLI) that provides a very flexible configuration tool which is familiar to IT professionals. The Cisco Catalyst® switch architecture and feature set provides a set of robust features compatible with the Cisco IT enterprise environment.

DLR (Device Level Ring) Allows establishment of a resilient ring network at the device level without the need of external switching hardware. The fast network recovery rate makes the protocol ideal for real-time control applications. The DLR protocol is a standard protocol supported and maintained by ODVA.

EtherChannel is a port trunking technology. EtherChannel allows grouping several physical Ethernet ports to create one logical Ethernet port. Should a link fail, the EtherChannel technology will automatically redistribute traffic across the remaining links.

IGMP Snooping (Internet Group Management Protocol) constrains the flooding of multicast traffic by dynamically configuring switch ports so that multicast traffic is forwarded only to ports associated with a particular IP multicast group.

Layer 3 Routing allows the capability to route between VLANs and subnets. This feature includes static routing, dynamic routing, multicast routing, redundant routing and IPv6 routing.

Network Address Translation (NAT) provides 1:1 translations of IP addresses from one subnet to another. Can be used to integrate machines into an existing network architecture.

Quality of Service (QoS) is the ability to provide different priority to different applications, users, or data flows, to help provide a higher level of determinism on your network.

REP (Resilient Ethernet Protocol) A ring protocol that allows switches to be connected in a ring, ring segment or nested ring segments. REP provides network resiliency across switches with a rapid recovery time ideal for industrial automation applications.

Smartports provide a set of configurations to optimize port settings for common devices like automation devices, switches, routers, PCs and wireless devices. Smartports can also be customized for specific needs.










SNMP Simple Network Management Protocol (SNMP) is a management protocol typically used by IT to help monitor and configure network-attached devices.

Static and InterVLAN Routing bridges the gap between layer 2 and layer 3 routing providing limited static and connected routes across VLANs.

STP/RSTP Spanning Tree Protocol, is a feature that provides a resilient path between switches. Used for applications that requires a fault tolerant network.

VLANs with Trunking is a feature that allows you to group devices with a common set of requirements into network segments. VLANs can be used to provide scalability, security and management to your network.










Stratix Industrial Networks Infrastructure At-A-Glance

Security Features	Switching and Routing								
	1783-NATR Network Address Translation Router	Stratix 4300 Remote Access Router	Stratix® 2000 Unmanaged Switch	Stratix® 2500 Lightly Managed Switch	Stratix® 5700 Managed Switch	Stratix® 5200	Stratix® 5400 Managed Switch	Stratix® 5800 Managed Switch	Stratix® 5410 Distribution Switch
									
	Port Control in Logix	—	Yes	—	Yes	Yes	Yes	Yes	Yes
	Port Security	—	Yes	—	Yes	Yes*	Yes	Yes	Yes
	Access Control Lists (ACL)	—	—	—	—	Yes*	Yes*	Yes	Yes
	IEEE 802.1x Security	—	—	—	—	Yes*	Yes	Yes	Yes
	Stateful Inspection Firewall - Zone-Based Firewall (ZFW)	—	Yes	—	—	—	—	—	—
	VPN-IPsec	—	Yes	—	—	—	—	—	—
	Centralized Authentication Capable (RADIUS, TACACS+)	—	—	—	Yes	Yes*	Yes	Yes	Yes
	NetFlow	—	—	—	—	—	Yes**	Yes**	—
	62443-4-2 Certification	—	—	—	—	Yes	—	Yes	—

* Software Option
** Option
*** Also 802.11i WPA2

Access Control Lists allow you to filter network traffic. This can be used to selectively block types of traffic to provide traffic flow control or provide a basic level of security for accessing your network.

Stratix Industrial Networks Infrastructure At-A-Glance

Stratix Configuration & Troubleshooting Features	Switching and Routing								
	1783-NATR Network Address Translation Router 	Stratix 4300 Remote Access Router 	Stratix® 2000 Unmanaged Switch 	Stratix® 2500 Lightly Managed Switch 	Stratix® 5700 Managed Switch 	Stratix® 5200 	Stratix® 5400 Managed Switch 	Stratix® 5800 Managed Switch 	Stratix® 5410 Distribution Switch 
	Device Manager	—	—	Yes	Yes	Yes	Yes	—	Yes
	WebUI	—	Yes	—	—	Yes	—	Yes	—
	Command Line Interface	—	Yes	—	Yes (debug only)	Yes	Yes	Yes	Yes
	AOP (CIP™)	Yes, EDS AOP	—	—	Yes	Yes	Yes	Yes	Yes
	SmartPorts	—	—	—	Yes	Yes	Yes	Yes	Yes
	Real-time Diagnostics	Yes, EDS AOP	Yes	—	Yes	Yes	Yes	Yes	Yes
	Faceplates	—	—	—	Yes	Yes	Yes	Yes	Yes
	SD Card	Yes	—	—	—	Yes**	Yes	Yes**	Yes
DHCP per port	—	—	—	Yes	Yes	Yes	Yes	Yes	Yes
Broken wire detection	—	—	—	Yes	Yes	Yes	Yes	Yes	Yes

* Software Option
** Option

DHCP per port allows you to assign a specific IP address to each port, ensuring that the device attached to a given port will get the same IP address. This feature allows for device replacement without having to manually configure IP addresses.

ArmorStratix, Rockwell Automation and Stratix are trademarks of Rockwell Automation, Inc.
Catalyst, Cisco and FirePOWER are trademarks of Cisco Systems, Inc.
CIP and CIP Sync are trademarks of ODVA, Inc.
Trademarks not belonging to Rockwell Automation are property of their respective companies.

